



# Gambling and Problem Gambling in Finland: The Finnish Gambling Survey 2007



Mari Pajula  
Project Researcher  
–The Centre of Expertise on  
Social Welfare



# Presentation



- Background
- Methods
- Results
- Problems/ gaps
- What has changed/ trends?

# Background



- Lotteries Act 52 §: Monitoring and researching problems caused by running lotteries and the associated funding:
  - > *"Problems caused by participating in lotteries shall be monitored and researched. **Problem monitoring and research are the responsibility on the Ministry of Social Affairs and Health.** Gaming operators shall reimburse the State for costs incurred in the activities referred to in subsection 1 as separately provided on the matter."*
- (Lotteries Act 2002: unofficial translation, Ministry of Interior:<http://www.finlex.fi/fi/laki/kaannokset/2001/en20011047.pdf>)
- Enlarged into development of treatment and prevention -> New formulation as a part of Lotteries Act project?



# Background

- Examples of research funded by the 52 §:
  - 2003 Prevalence Survey
  - Youth Gambling Survey 2006
  - Municipalities practices and the level of knowledge in Problem Gambling 2006
  - 2007 Prevalence Survey
  - Next prevalence Survey 2011
- All the data is available for research purposes at FSD (Finnish Social Science Data Archive)

# Prevalence Survey 2007



- Aim: overview of Gambling in Finland
  - frequency, expenditure, types, attitudes, prevalence of problem gambling
- Ordered by the Ministry of Social Affairs and Health
  - > conducted by Taloustutkimus Oy -> Stakes and SOCCA participated in conducting the Survey
- 5008 respondents/ telephone interviews
- Response rate 48 % (Sample 20 000/ 10 512)
- Target group: Finnish population 15 + years excl. Åland

# Methodology



- Objective was to ensure comparability 03/ 07
- In many ways duplicate of the previous Survey ->
  - SOGS as a screening tool
  - Data collection and sampling
- Some additions ->
  - 3 different SOGS scores:
    - Lifetime
    - Past year
    - Comparison score: "lifetime prevalence of past year active gamblers"
  - SOGS questions to all respondents
  - Some additional questions



# SOGS Scores

- 2007

- 0-2 = no gambling problem
- 3-4 = problems in controlling gambling
- 5 or more = probable pathological gambler

All the respondents were included

- 2003

- 0-2 = no gambling problem
- 3-4 = potential problem in controlling the gambling habit
- 5 points or above = people playing excessively, including those with a real addiction

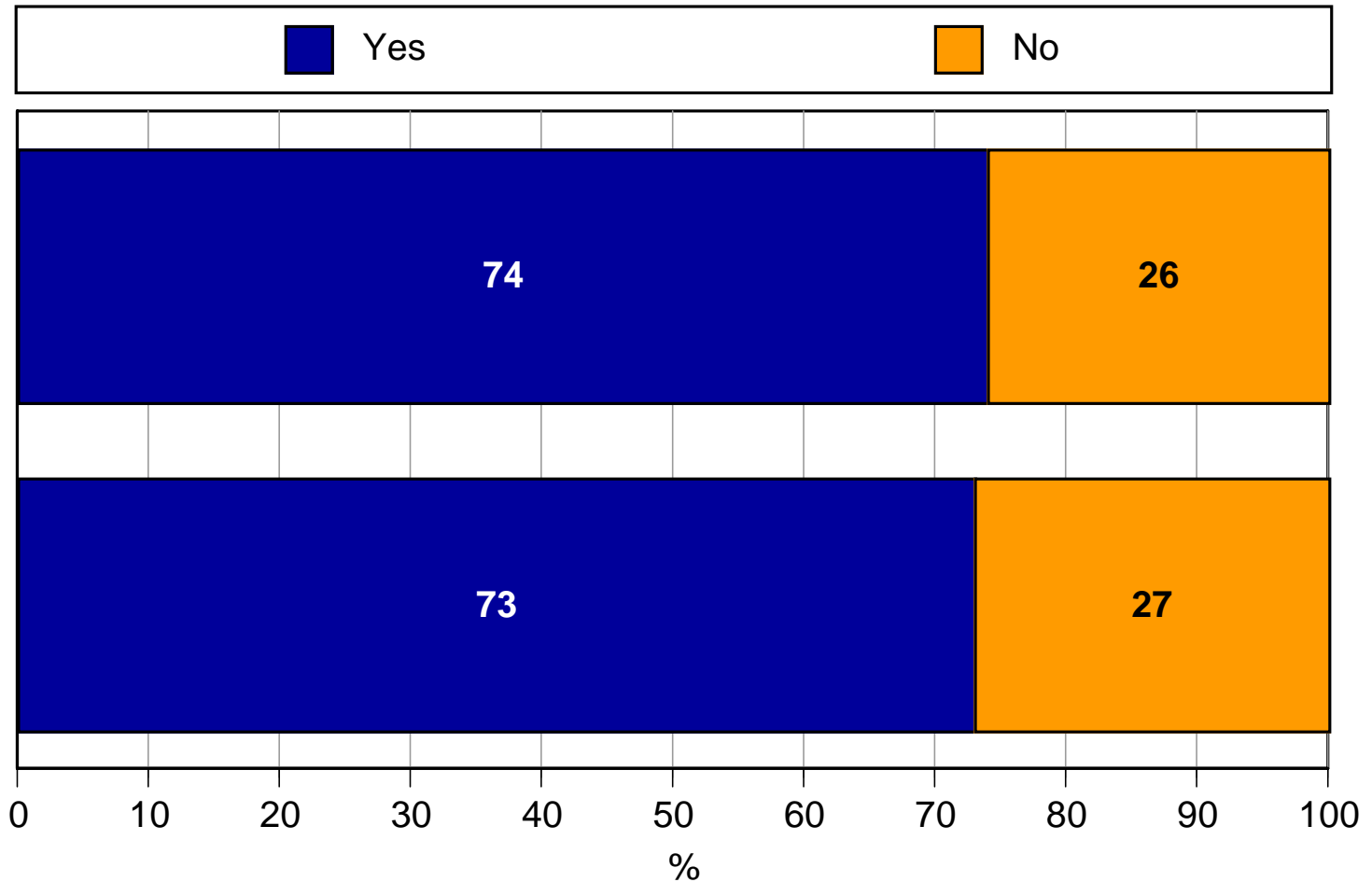
SOGS questions asked if the respondent had played at least twice per month during the last year (n=2485)



# Gambling in Finland

Has the respondent gambled in the past 12 months?

n=all respondents






# Gambling Among Finns



<b>Frequency of gambling (Total, n=5008):</b>	<b>Estimate in thousands</b>	<b>Percentage</b>
Several times per week	459	11
Once a week	1271	30
Subtotal, prev. groups	1730	41
2-3 times per month	397	9
Once a month	358	8
Less frequently	610	14

# Types of Gambling and Expenditure



- Top 3 gambling activities: lotteries, scratch cards and slot machines
- Average expenditure appr. 13 euros, the median is 5 euros
- Men gamble 80 % of the total expenditure
- 5 % gamble 50 % of the total expenditure
  - How to reliably measure expenditure?



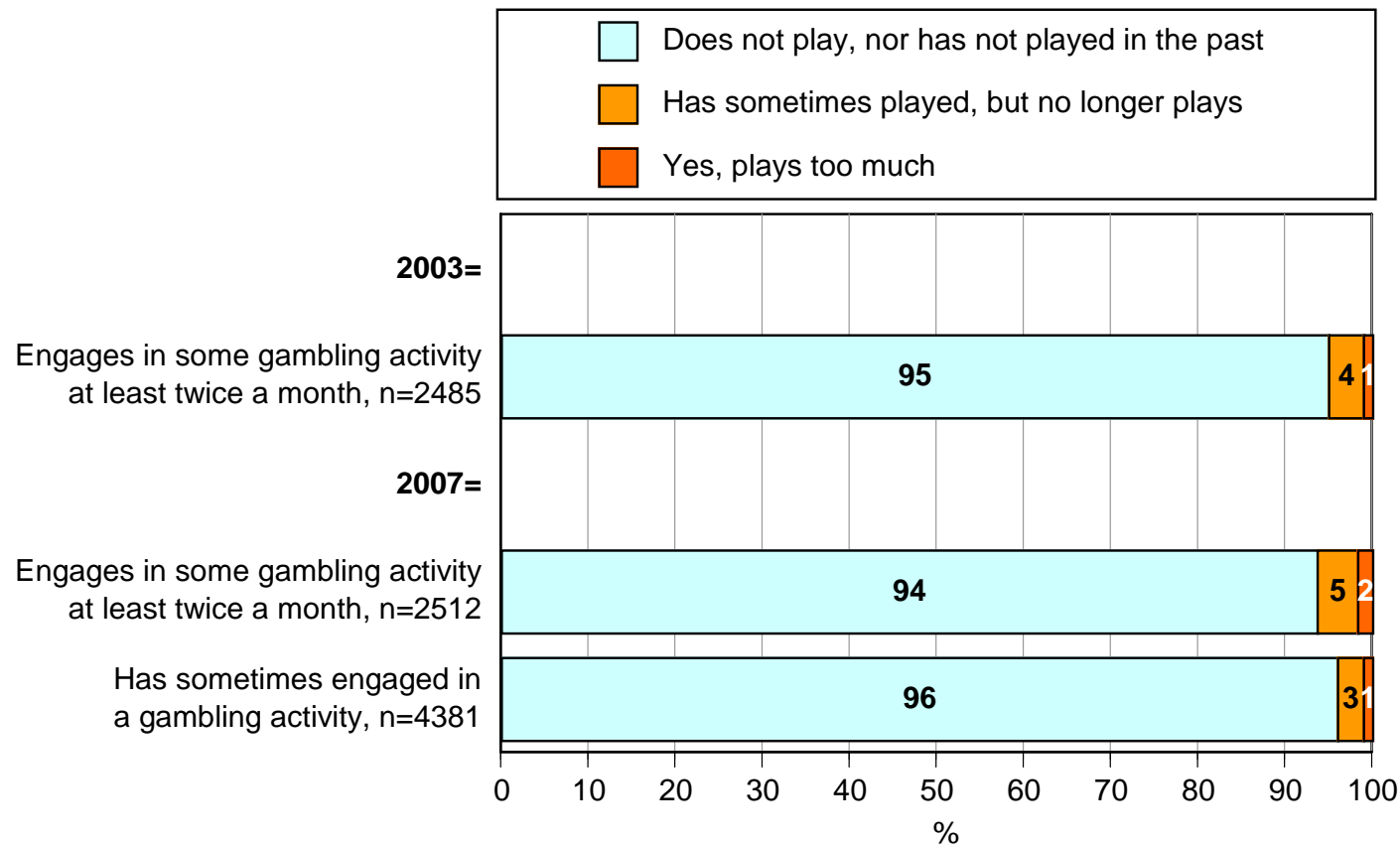
<b>Problem Gambling among Finns over 15 years of age</b>		
<b>SOGS score:</b>	Estimate in thousands	Percentage
<b><i>Lifetime prevalence (n=5008):</i></b>		
0-2	4051	94,8
3-4	152	3,6
5 or more	70	1,6
<b><i>Prevalence over the past 12 months (n=5008):</i></b>		
0-2	4143	96,9
3-4	88	2,1
5 or more	42	1,0
<b><i>SOGS comparison with 2003 (n=5008):</i></b>		
0-2	4088	95,7 (2003 95,1)
3-4	120	2,8 (2003 3,4)
5 or more	65	1,5 (2003 1,5)

# Self Assessment on Problems



Does the respondent feel that he or she gambles to a problematic extent?


n=engages in some form of gambling activity at least twice a month



# Has Anything Changed???



- Views of Problem Gambling
- Gambling on internet (legal/ illegal) more popular
  - + Some more unclear changes/ trends



### Is gambling a big problem in Finland 1(3)

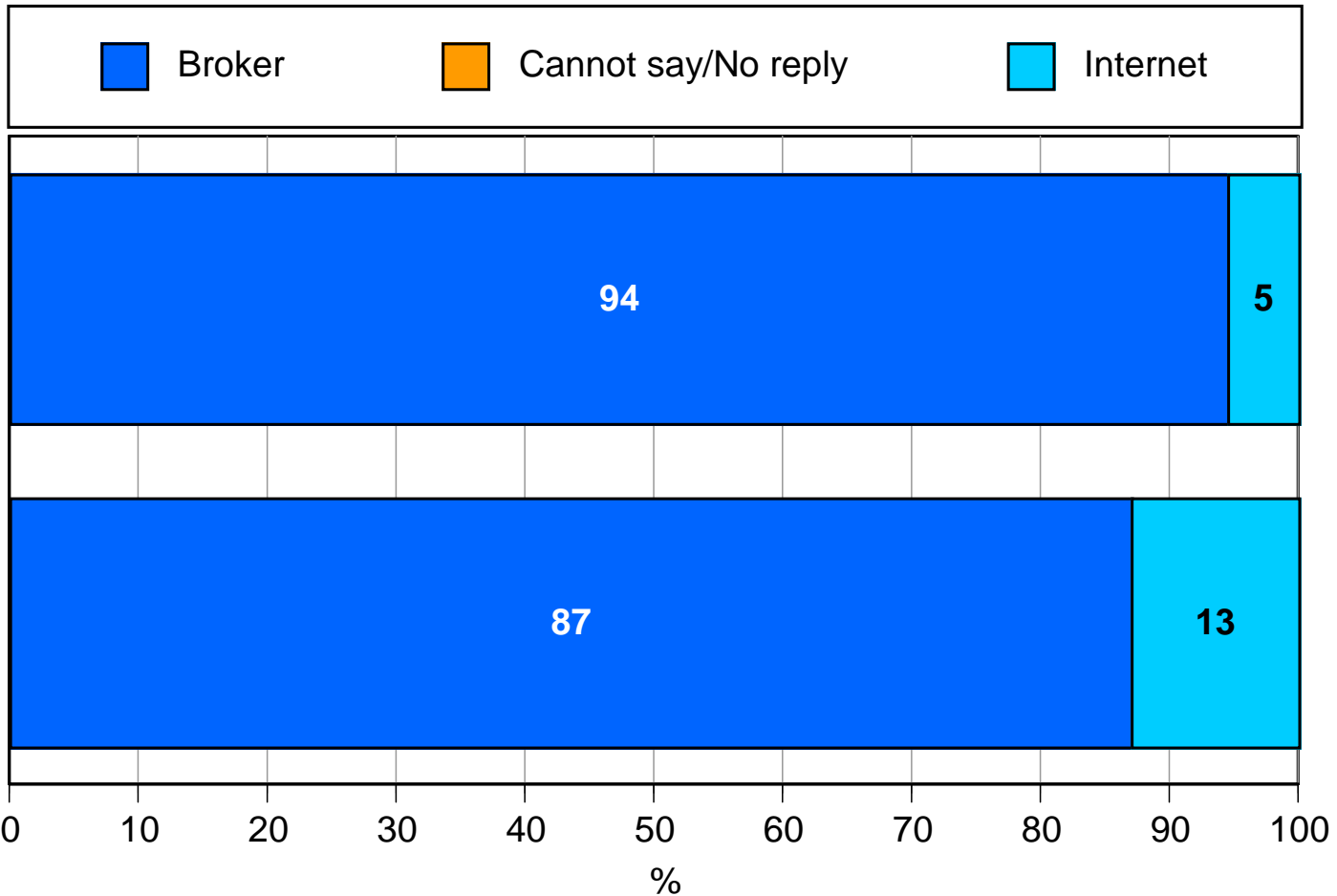
n=all respondents





# Does the respondent place bets via a broker or online?

n=has placed bets via Veikkaus/Fintoto in the past 12 months



# Where are we going, trends??



- Amount of gamblers decreasing?
- Active gamblers gamble more?
- Gambling expenditure increasing
- Gambling opportunities increasing
  - > More problems? Less problems? Milder problems? More severe problems?



# THANK YOU!

---

English version of the Survey can be found at:

<http://info.stakes.fi/pelihaitat/EN/index.htm>

Questions? [mari.pajula@hel.fi](mailto:mari.pajula@hel.fi)

